

# Idea Development

## Horumarinta fikradda

Name  
Magaca:

1 **Generate ideas/Abuur fikradaha** — maximum of 50%/ugu badnaan 50%

Number of **words**/Tirada ereyada → \_\_\_\_ ÷ 3 = \_\_\_\_%

Number of **simple** sketches/Tirada jjabka fudud → \_\_\_\_ × 2% = \_\_\_\_%

Number of **better** sketches/Tirada jjabka ka fiican → \_\_\_\_ × 4% = \_\_\_\_%

2 **Select the best and join together ideas**  
**Xulo fikradaha ugu fiican oo ku soo wada biir**

**Circle** the **best** ideas

Goobo geli fikradaha ugu fiican circled/wareegga = □ 5%

**Link** into **groups** of ideas

Ku xidho kooxo fikrado ah linked/ku xiran = □ 5%

3 **Print reference images/Daabac sawirada tixraaca** — maximum of 8 images/ugu badnaan 8 sawir

\_\_\_\_ images/sawirro x 5% = \_\_\_\_%

4 **Thumbnail compositions/Waxyaabaha qoraallada thumbnail** — maximum of 10/ugu badnaan 10

\_\_\_\_ thumbnails x 8% = \_\_\_\_%

5 **Rough copy/Nuqul aflagaado ah** — great quality or better/tayo fiican ama ka fiican

\_\_\_\_ drawing/sawir x 25% = \_\_\_\_%

**Total/Wadarta = \_\_\_\_%**

**NOTE:** If you simply copy a picture from the internet, your mark drops to 25%.

**FIIRO GAAR AH:** Haddii aad si fudud sawir uga soo qaadatid internetka, calaamaddaadu waxay hoos ugu dhacaysaa 25%.

## Generate ideas

### Abuur fikradaha!

Use lists, a web map, or simple drawings to come up with a LOT of ideas! If you already have an idea in mind, choose that as your central theme and expand upon it. Let your ideas wander - one idea leads to another. Drawings can be details of source images, different viewpoints, textures, technical experiments, etc.

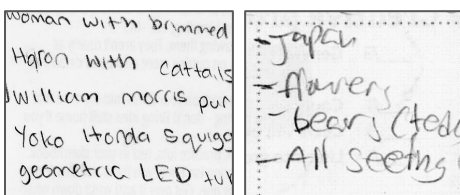
*Adeegso liistooyin, khariidad shabakad, ama sawirro fudud si aad ula soo baxdo fikrado badan! Haddii aad fikrad hore u haysid fikrad ahaan, u doorta taas inay tahay udub dhexaadkaaga oo aad ku ballaadhiso dookheeda. Fikradahaagu ha wareegaan - hal fikrad ayaa mid kale u horseedda. Sawiradu waxay noqon karaan faahfaahinta sawirada isha, aragtida kala duwan, qoraalka, tijaabooyinka farsamada, iwm.*

### Adding up points for ideas/Isugeynta qodobbada fikradaha:

Number of **words**

Tirada ereyada


→ \_\_\_ ÷ 3 = \_\_\_ %



Number of **simple** sketches

Tirada jajakka fudud

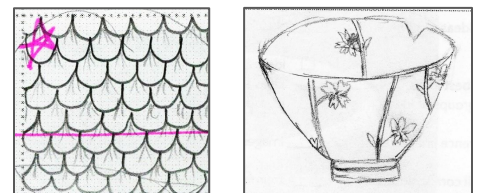
→ \_\_\_ × 2% = \_\_\_ %



Number of **better** sketches

Tirada jajakka ka fiican

→ \_\_\_ × 4% = \_\_\_ %



## Select the best

### ***Xulo waxa ugu fiican***

Draw circles or squares around your best ideas.

*Ku sawir goobaabo ama labajibbaarayaasha hareeraha fikradahaaga ugu fiican.*

- You have selected the best 3-7 ideas = 5%  
***Waxaad dooratay fikradaha 3-7 ugu fiican = 5%***

## Link the best into groups

### ***Ugu xariir ugu fiican kooxaha***

Draw dashed or coloured lines to link your best ideas into groups that could work well together.

*Sawir xariijin jajaban ama midab leh si aad ugu xiriiriso fikradahaaga ugu fiican kooxo sifiican u wada shaqeyn kara.*

- You have joined the best ideas with lines = 5%  
***Waxaad ku biirtay fikradaha ugu fiican xariiqyo = 5%***

## Print references

Number of reference photos

*Tirada Tirada sawirrada reference* → \_\_\_\_ × 5% = \_\_\_\_%

### **Daabac tixraac**

- Print **SIX** reference images so you can accurately observe the challenging parts of your artwork. Taking your own and using own photographs is preferred, but image searches are also fine.  
*Daabac lix sawirro tixraac ah si aad si sax ah ula socotid qaybaha adag ee farshaxankaaga. Qaadashada iyo isticmaalka sawirradaada ayaa la door bidaa, laakiin baarista sawirada ayaa waliba fiican.*
- **Do not simply copy a picture that you find.** The idea is to edit and combine source images to create your own artwork. If you simply copy a picture, you are plagiarizing and will earn a zero for your idea generation and any criteria involving creativity in your final artwork.  
***Si fudud ha u nuqulin sawirka aad aragtid.*** *Fikradda ayaa ah in la saxo oo la isku daro sawirrada isha si loo abuuro farshaxankaaga. Haddii aad si fudud u nuquliso sawir, waad khiyaameyneysaa oo waxaad ku kasban doontaa eber jilkaaga fikirka iyo wixii shuruudo ah ee la xiriira hal-abuurka farshaxankaaga ugu dambeeya.*
- Up to half of your pictures may be of drawings, paintings, or other artworks of others to use as inspiration. The other images must be realistic photographs.  
*Illaa kala bar sawiradaada waxay noqon karaan sawirro, rinjiyeyn, ama farshaxanno kale oo dadka kale u isticmaalaan sidii dhiirigelin. Sawirada kale waa inay ahaadaan sawirro macquul ah.*
- You must hand in the **printed** copy of the images to earn the marks.  
*Waa inaad keentaa nuqulka daabacan ee sawirada si aad u kasbato calaamadaha.*

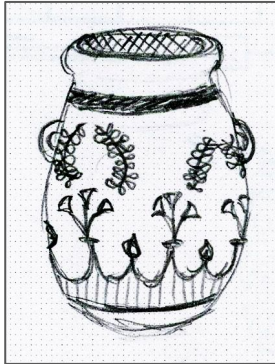
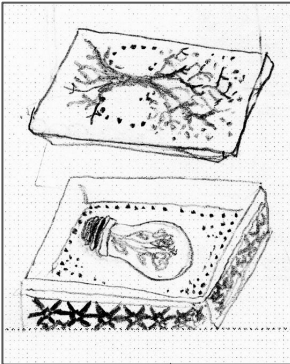
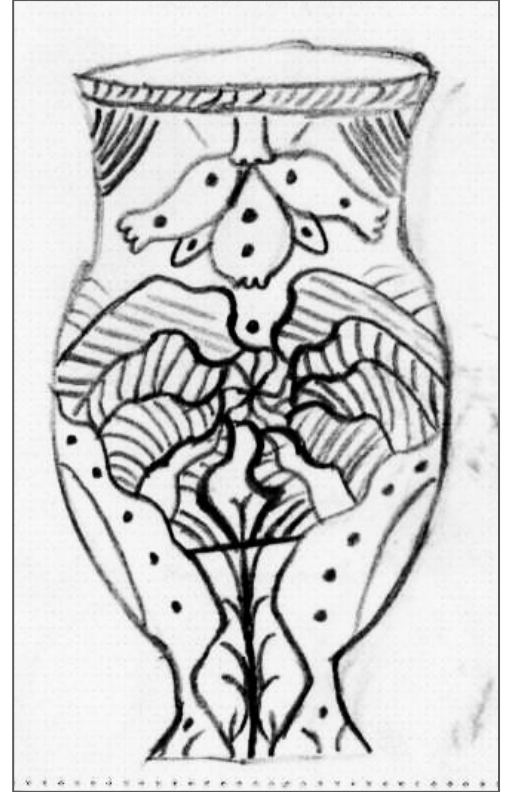
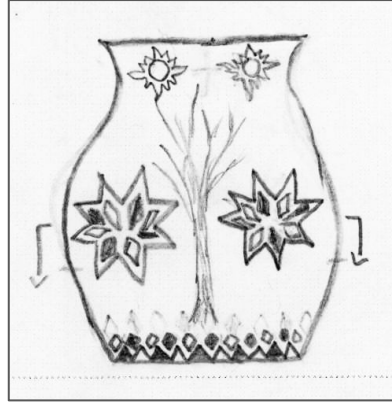
## Thumbnail compositions

### **Waxyaabaha qoraallada thumbnail**

- Create **TWO or more** thumbnail drawings anywhere in the idea development section.  
*Abuur labo ama laba sawir oo sawir yar meelkasta qeybta fikradda horumarinta.*
- These should be based on combinations of ideas that you can up with. Include your **background**.  
*Kuwani waa inay ku saleysan yihiin iskudhafyada fikradaha aad ku adkeysan karto. Ku dar asalkaaga.*
- Experiment with unusual angles, viewpoints, and arrangements to help make your artwork stand out.  
*Tijaabo leh xaglo aan caadi ahayn, aragtiyo, iyo qaban-qaabooyin kaa caawinaya ka dhigista farshaxankaagu inuu soo baxo.*
- Draw a frame around your thumbnails to show the edges of the artwork.  
*Waxaad ku sawirtaa xirmooyin suulkaaga hoose si aad u tusto cidhifyada farshaxanka.*



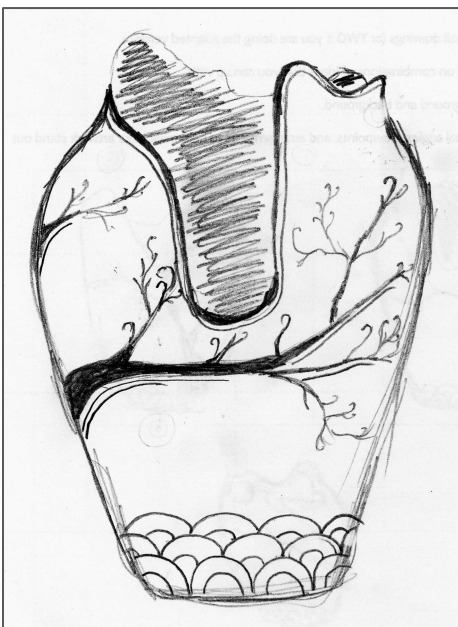
**Adding up points for THUMBNAIL drawings**  
*Isku darista dhibco ee sawirada THUMBNAIL*

Number of **thumbnail** drawings  
*Tirada sawirada suulka umb* →  $\_\_\_ \times 8\% = \_\_\_\%$



**Examples of ROUGH drawings**  
*Tusaalooyinka sawirka adag*

**Rough drawing**  
*Sawirro adag* → **up to 25%** =  $\_\_\_\%$



## Rough drawing

### ***Sawir xumo***

- Take the best ideas from your thumbnails and combine them into an improved rough copy.  
*Ka soo qaado fikradaha ugu fiican suulkaaga oo iskudhax nuqul sifiican loo hagaajiyay.*
- Use this to work out the bugs and improve your skills before you start the real thing.  
*U adeegso tan si aad uga shaqeyso kutaanta oo aad u horumariso xirfadahaaga kahor intaadan bilaabin waxa dhabta ah.*
- If you are using colour, use paint or coloured pencil to show your colour scheme.  
*Haddii aad isticmaaleyso midab, isticmaal rinji ama qalin midab leh si aad u muujiso qorshahaaga midabka.*
- Draw in a frame to show the outer edges of your artwork.  
*Ku sawir sadarka si aad u muujiso geesaha kore ee farshaxankaaga.*
- **Remember to choose a non-central composition.**  
***Xususnow inaad doorato halabuurka udub-dhexaadka ah.***